

Maine's Energy Usage & the Home Energy Assistance Program



HELPING MAINERS RENT, BUY & HEAT THEIR HOMES SINCE 1969

How Mainers Heat Their Homes and Their Use of the Home Energy Assistance Program

TOTAL MAINE HOUSEHOLDS: 2010: 551,125 2015: 553,284 % CHANGE: 0.4%

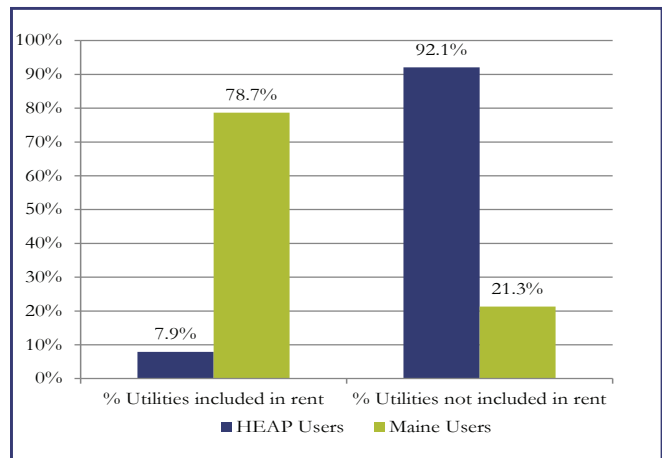
Own versus Rent

Program Year	HEAP Household Tenure		Maine Household Tenure	
	Own Home	Rent Home	Own Home	Rent Home
2011	63%	37%	73%	27%
2012	62%	38%	72%	28%
2013	64%	36%	72%	28%
2014	65%	35%	71%	29%
2015	64%	36%	71%	29%

Source: MaineHousing

MaineHousing administers a Home Energy Assistance Program (HEAP). The distribution of owned to rented HEAP-assisted properties compared to Maine reflects lower rental incomes and subsequently greater need for assistance. The fact that fewer HEAP users have utilities included in their rent than the population as a whole may also account for the difference.

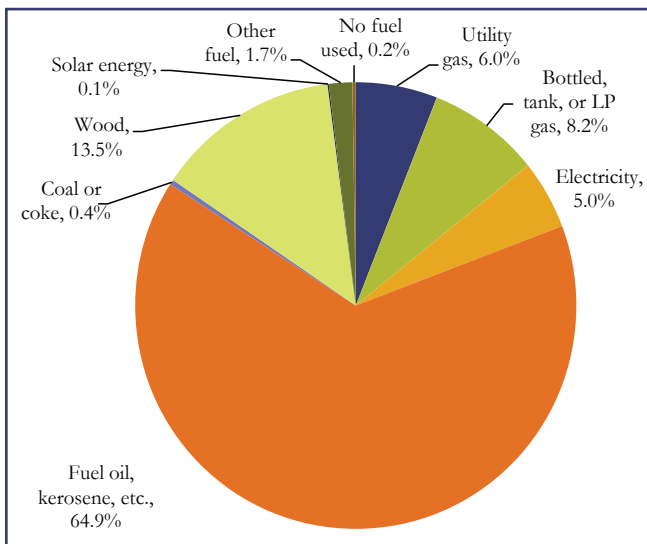
Rentals with Heat Included



Source: US Census, Table B25069 & MaineHousing Data

Between 2010 and 2015, fewer Maine renters have been paying directly for their utilities. Most of Maine renters have utilities included in their rents. HEAP users by contrast are much more likely to pay for utilities directly.

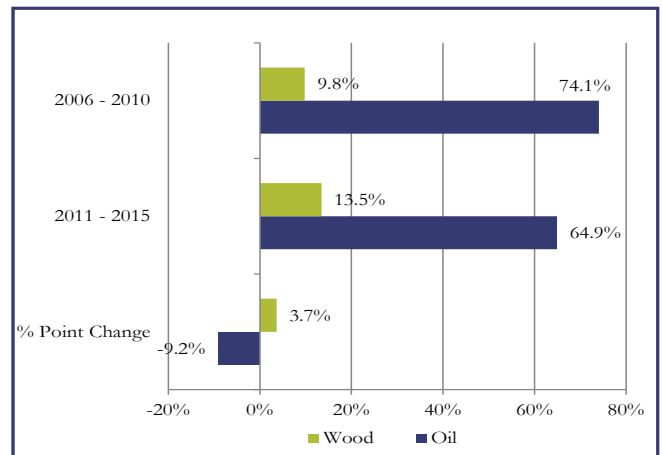
Mainer's Sources of Home Heating Fuel in 2015



Source: US Census: ACS 5 Year, 2011 - 2015, Table B25040

Though the use of fossil fuels to heat our homes continues to decline slowly, oil remains our primary home heating fuel.

Maine's Diminishing Reliance on Oil

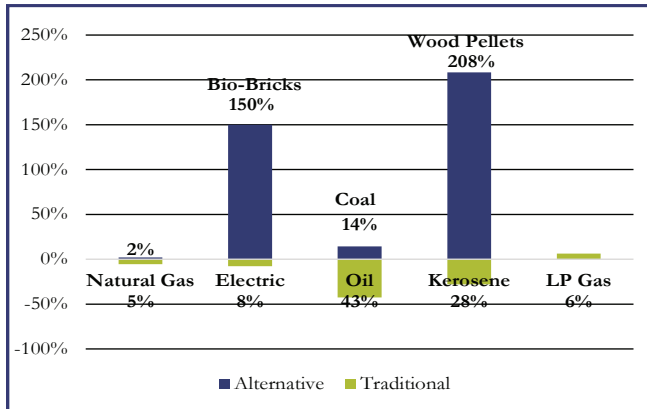


US Census, Table B25040

Between 2010 and 2015, heating oil use dropped 9 percent as Mainers switched to other fuels. Wood use increased 4 percent.

Sources of Heat for HEAP Participants

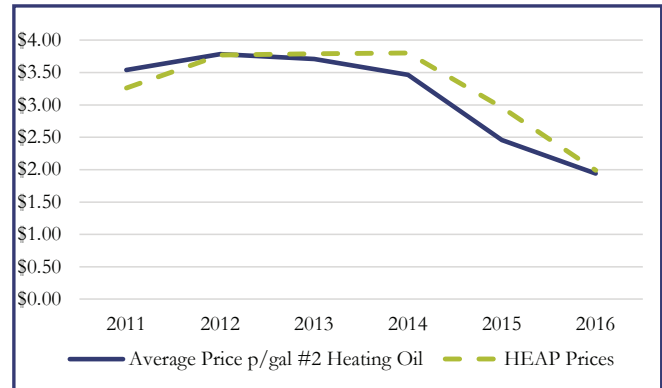
HEAP Households by Alternative Fuel Used



Source: MaineHousing

HEAP applicants' requests for alternative fuels such as wood, bio-bricks, coal, and wood pellets have been increasing over the past 10 years while the use of more traditional fuels have declined with the exception being LP gas.

Avg. Price/Gallon #2 Heat Oil

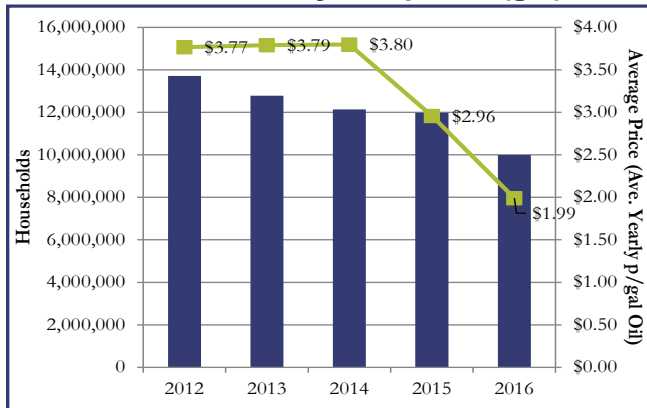


Source: U.S. Dept. of Energy

Generally speaking, #2 heating oil prices have continued to decline since 2012. When market prices increased, HEAP users paid less per gallon than others. As market prices declined however, HEAP users were not realizing similar savings. In 2016 the difference in price was only 5 cents per gallon.

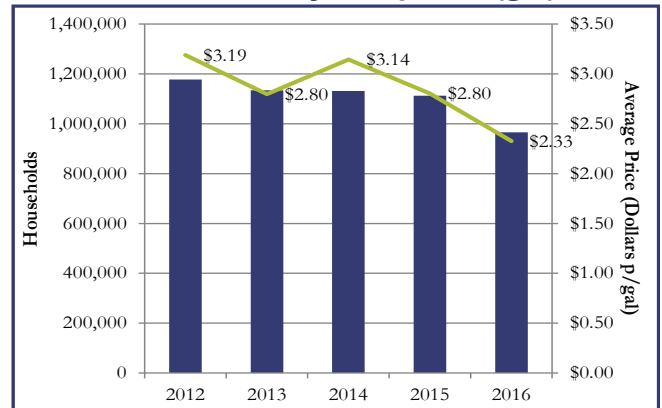
A reduction in the units of fuel used by HEAP recipients since 2012, with the exception being natural gas, is due in part to the decline in the number of program participants. In general, all fuel prices in 2016 were lower than 2014 levels.

HEAP: Kero/Oil Use by Recipients (gal)



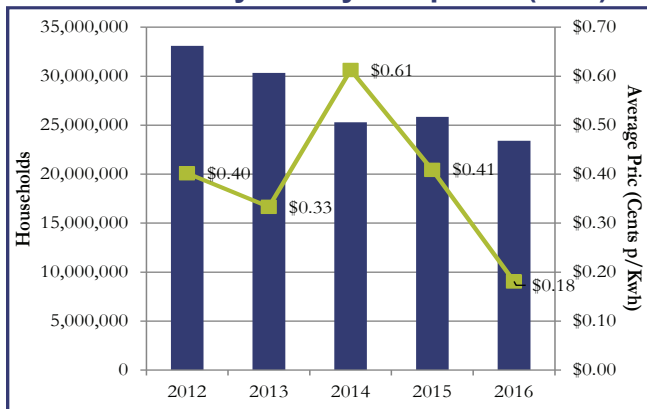
Source: MaineHousing

HEAP: LP Gas Use by Recipients (gal)



Source: MaineHousing

HEAP: Electricity Use by Recipients (kWh)



Source: MaineHousing

HEAP: Natural Gas Use by Recipients (btu)



Source: MaineHousing

Home Energy Assistance Program

Program Details

MaineHousing administers the federal Home Energy Assistance Program in Maine for the U.S. Department of Health and Human Services.

HEAP includes heating assistance, emergency crisis intervention, weatherization, and central heating system improvement programs.

Eligibility

Households must meet income eligibility guidelines or have incomes of 60% of the state area median income, whichever is less.

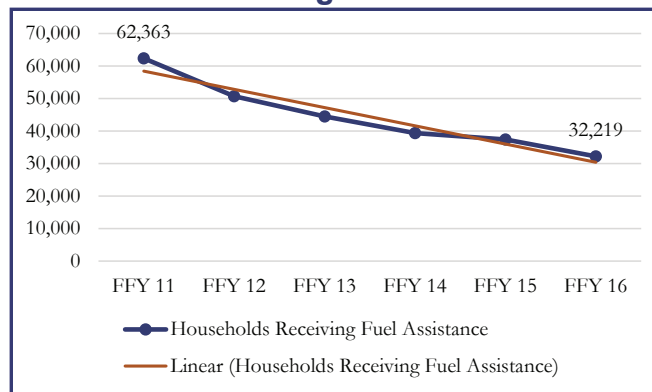
Eligibility for households with incomes between 150% and 170% of the federal poverty guidelines is limited to those households with a member who is susceptible to hypothermia, such as elderly, a child twenty-four months of age or under, or with a doctor's diagnosis.

Federal Funding Awards

	FFY12	FFY13	FFY14	FFY15	FFY16
HEAP Base Grant Award	\$22,957,861	\$34,916,307	\$32,548,913	\$34,036,807	\$33,574,080
Supplemental HEAP Award	\$15,562,992	\$1,130,011	\$5,213,836	\$3,711,949	\$3,920,878
TOTAL	\$38,520,853	\$36,046,318	\$37,762,749	\$37,748,756	\$37,494,958

Source: MaineHousing

Households Receiving Fuel Assistance



Source: MaineHousing

The number of households provided with benefits has dropped from an all-time program high of 62,363 in 2011 to 32,219 in 2016 due primarily to reductions in the amount of federal funding.

HEAP Fuel Assistance Benefits

Program Year	Minimum Benefit	Maximum Benefit	Average Benefit	Households w/ Benefit less than Average Benefit	% Households w/ Benefit less than Average Benefit	Households w/ Benefit greater than Average Benefit	% Households w/ Benefit greater than Average Benefit	Total Households
2012	\$76	\$1,288	\$499	25,192	50%	25,213	50%	50,405
2013	\$80	\$1,656	\$583	24,305	55%	20,102	45%	44,407
2014	\$84	\$1,886	\$711	20,590	53%	18,505	47%	39,095
2015	\$88	\$1,610	\$637	19,847	53%	17,345	47%	37,192
2016	\$108	\$1,840	\$663	16,260	51%	15,926	49%	32,186

Source: MaineHousing

Emergency Crisis Intervention Program, Weatherization Benefits

	2012		2013		2014		2015		2016	
	Households	Avg Benefit	Households	Avg Benefit	Households	Avg Benefit	Households	Avg Benefit	Households	Avg Benefit
ECIP	3,884	\$361	5,505	\$525	6,218	\$380	5063	\$329	1,981	\$221
Weatherization*	219	\$6,212	266	\$7,863	436	\$7,761	875	\$7,777	579	\$5,479

Source: MaineHousing

*Excludes Central Heating Improvement Program

For more information about HEAP or other MaineHousing programs, please contact us at:

Maine State Housing Authority
 353 Water Street | Augusta, Maine 04330-4633
 207-626-4600 | 800-452-4668 | Maine Relay 711 | Fax 207-626-4678
www.mainehousing.org
 November 22, 2017

