

# 776 People Homeless in Maine on January 30, 2008

## Annual Point in Time Survey

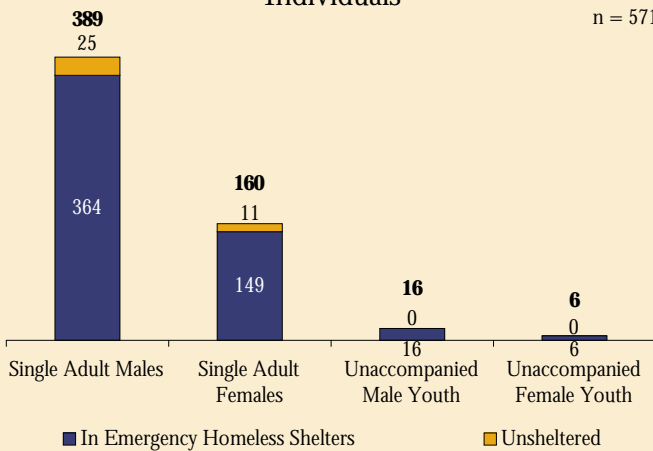
Where People Stayed	People Identified as Homeless	Survey Respondents	Survey Response Rate
In Emergency Homeless Shelters	736	674	91.6%
Unsheltered*	40	11	27.5%
<b>Total</b>	<b>776</b>	<b>685</b>	<b>88.3%</b>

\*Unsheltered includes people who were staying in cars, tents, abandoned buildings, outside or in other places not suitable for human habitation.

### People Identified as Homeless:

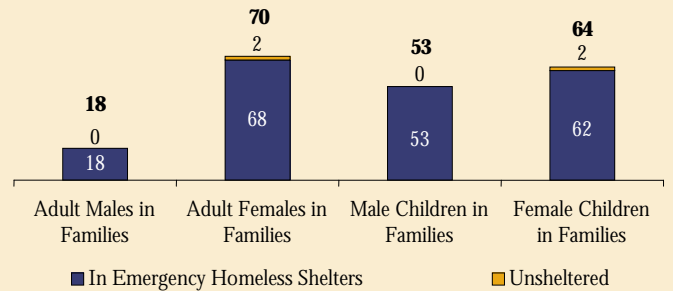
#### Individuals

n = 571



#### Families

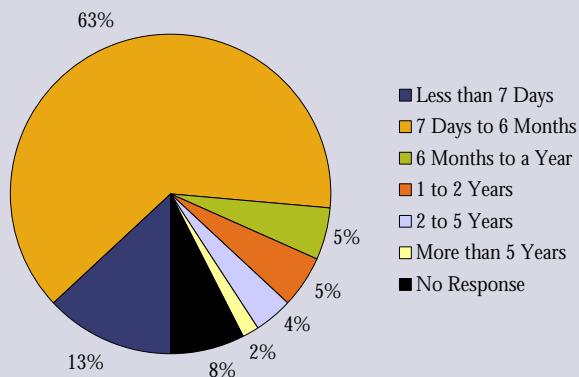
n = 205



### Survey Results:

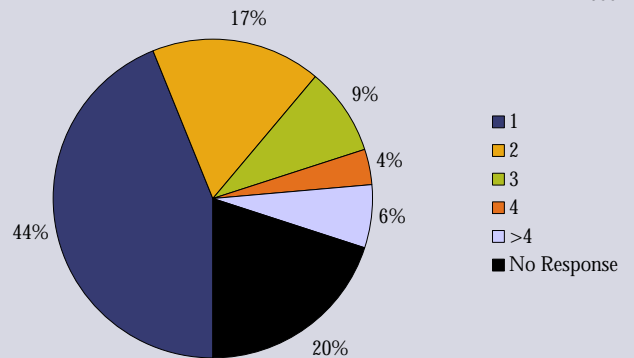
#### Length of Time Homeless

n = 685



#### Times Homeless in the Past Three Years

n = 685



#### Services Most Frequently Used

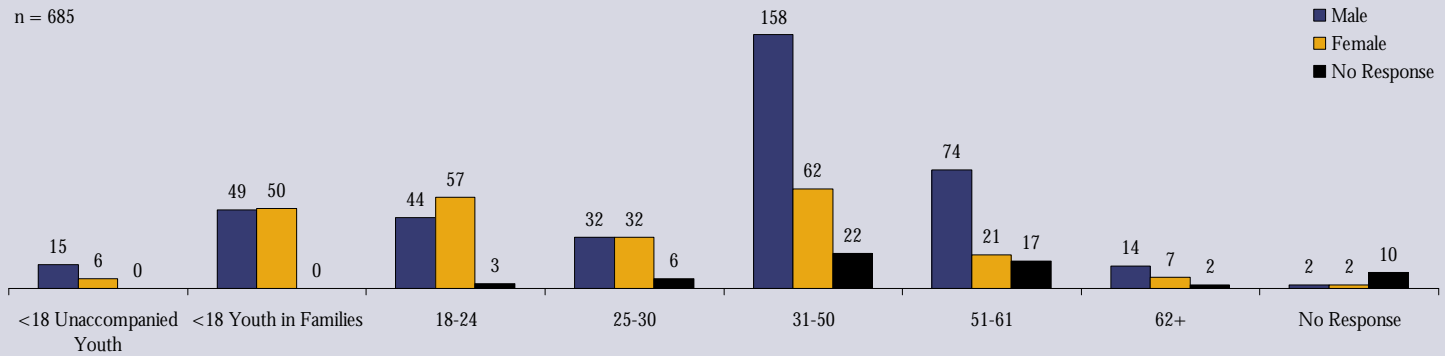
284 (50%) Case Management  
216 (38%) Health Care  
159 (28%) Mental Health Care

#### Services Most Frequently Needed but Not Accessed

145 (26%) Rental Subsidies  
73 (13%) Housing Search Help  
66 (12%) Health Care

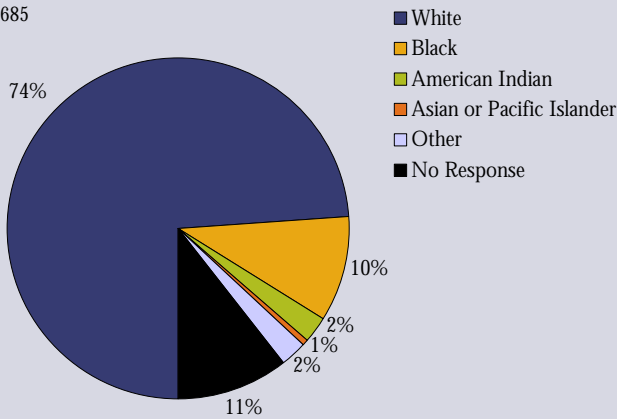
## Gender and Age

n = 685



## Racial Make-Up

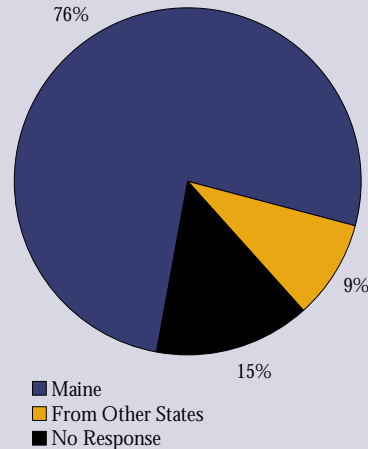
n = 685



104 (15%) people identified through the survey were minorities. Minorities are 4% of Maine's population.

## Last Residence

n = 685



County	People	Percent
Androscoggin	47	7%
Aroostook	6	1%
Cumberland	177	26%
Franklin	8	1%
Hancock	21	3%
Kennebec	41	6%
Knox	11	2%
Lincoln	4	1%
Oxford	30	4%
Penobscot	75	11%
Piscataquis	2	<1%
Sagadahoc	4	<1%
Somerset	18	3%
Waldo	6	1%
Washington	16	2%
York	57	8%
Out of State	63	9%
No Response	99	14%
<b>Total</b>	<b>685</b>	

## Adult Education Levels

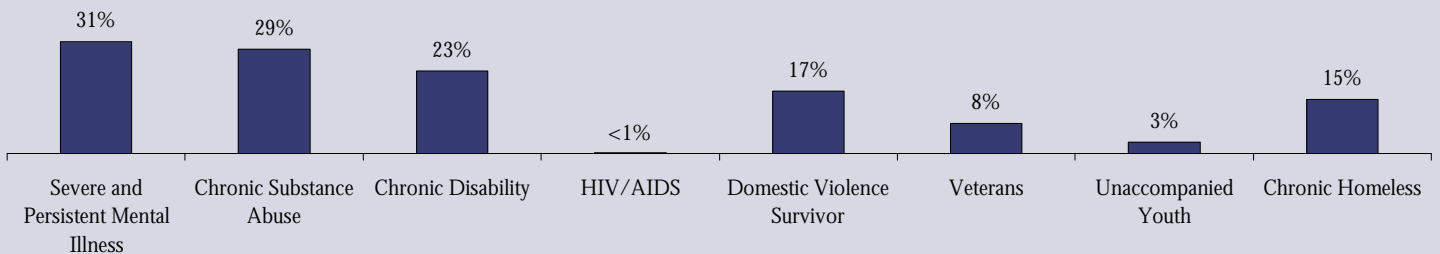
150 (27%) Less than High School Education  
 242 (43%) High School Education  
 115 (20%) More than High School Education  
 58 (10%) No Response

## Adult Employment Status

96 (17%) Employed  
 62 (11%) Using Job Training Services

## Additional Information\*

n = 685



\*Please note respondents could choose multiple categories.

103 (15%) survey respondents met the definition of chronically homeless: an unaccompanied homeless individual with a disabling condition who has either been continuously homeless for a year or more or has had at least four episodes of homelessness in the past three years. Please go to <http://www.ich.gov/> for more information.

**About the Survey:** The Annual Point in Time Survey provides a snapshot of people experiencing homelessness on a particular night of the year. The survey is required by the U.S. Department of Housing and Urban Development for Continuums of Care to receive McKinney-Vento funds for Transitional and Permanent Supportive Housing. On January 30, 2008, service providers, homeless advocates and municipal officials from the three Continuums in Maine (The City of Portland, Greater Penobscot County and Maine Balance of State) conducted a statewide census of people staying in Emergency Shelters, Transitional Housing for people who are homeless, and those living on the streets or in places considered unfit for habitation (Unsheltered). The person's demographic information, homeless situation and service needs were recorded, whenever possible, in addition to counting people who were homeless. This handout includes information and survey responses from people who were staying in Emergency Shelters or were Unsheltered on January 30, 2008.